

Sam Houston State University Charter School

Month End Financial Report

July 31, 2023

Prepared by: Richard Ray, Business Manager



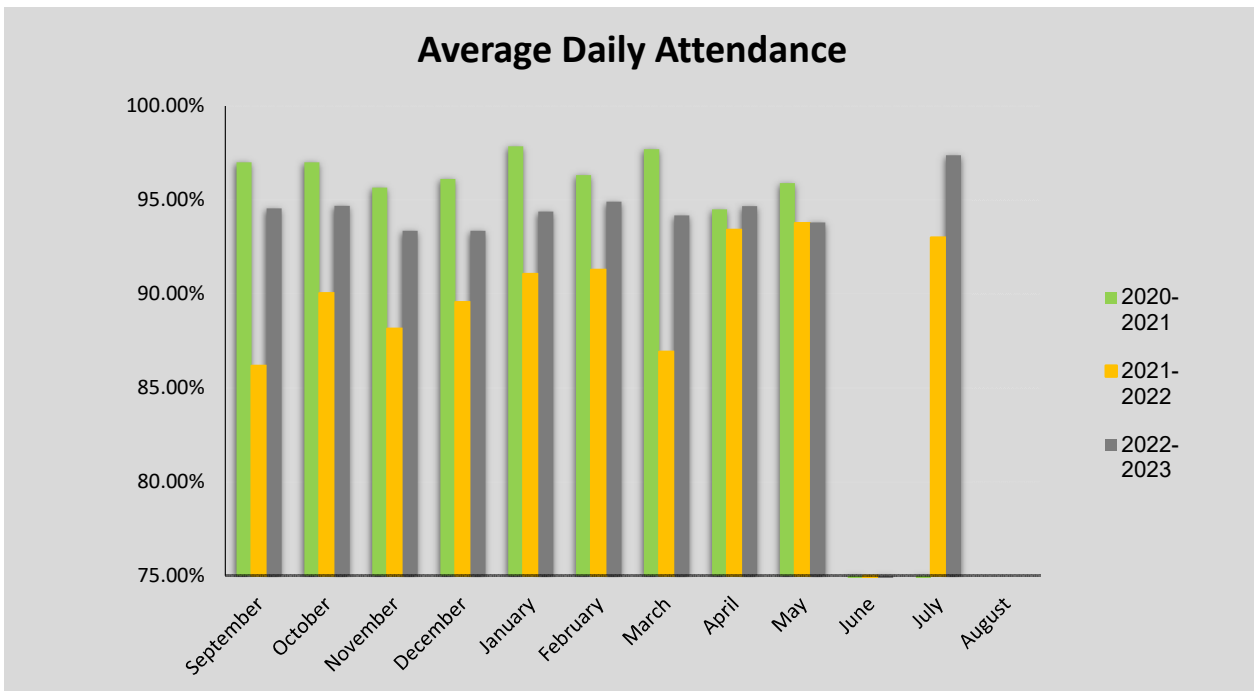
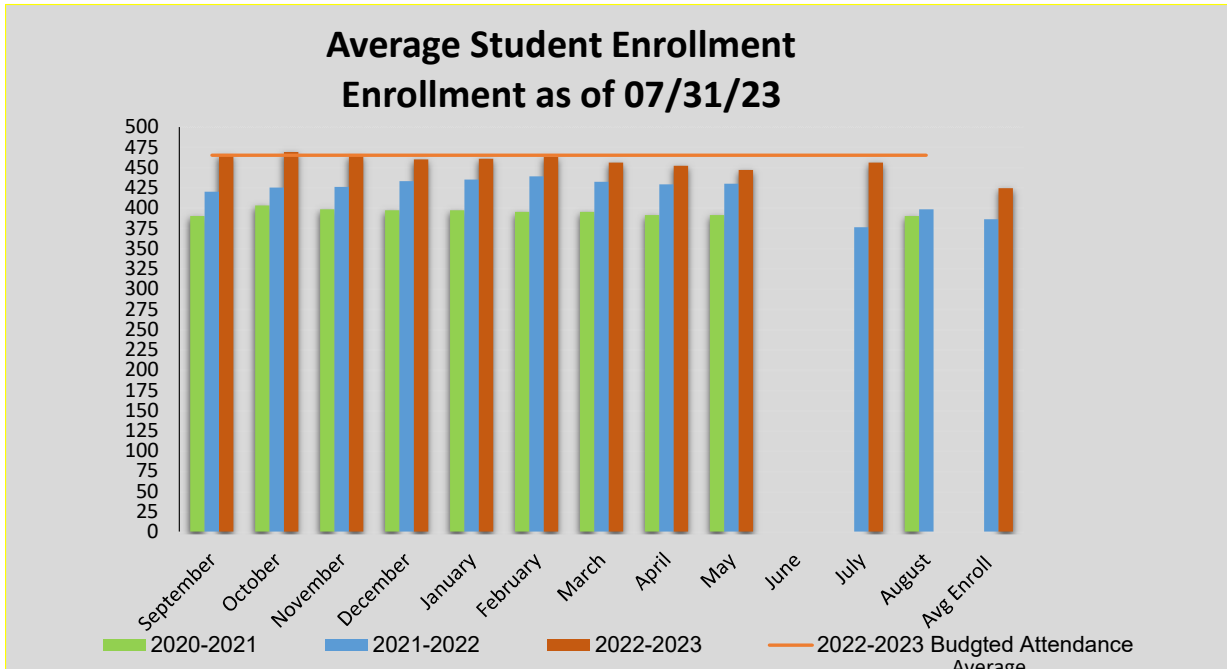
Sam Houston State University Charter School
COLLEGE OF EDUCATION
THROUGH THE TEXAS STATE UNIVERSITY SYSTEM

Table of Contents

Page 2	Graphs: Average Student Enrollment and Average Daily Attendance
Page 3	Graphs: Budgeted Revenue vs. Summary of Finances and Administrative Cost Ratio
Page 4	Graphs: Fund Balance Percentage to Reserve Goal
Page 5	Reports: Financial Trend Analysis and Budget to Actual Progression
Page 6	Report: Year-to-Date Budget to Actual
Page 7	Reports: IDEA-B Maintenance of Effort and Program Intent Allotments
Page 8	Report: Federal Fiscal Status

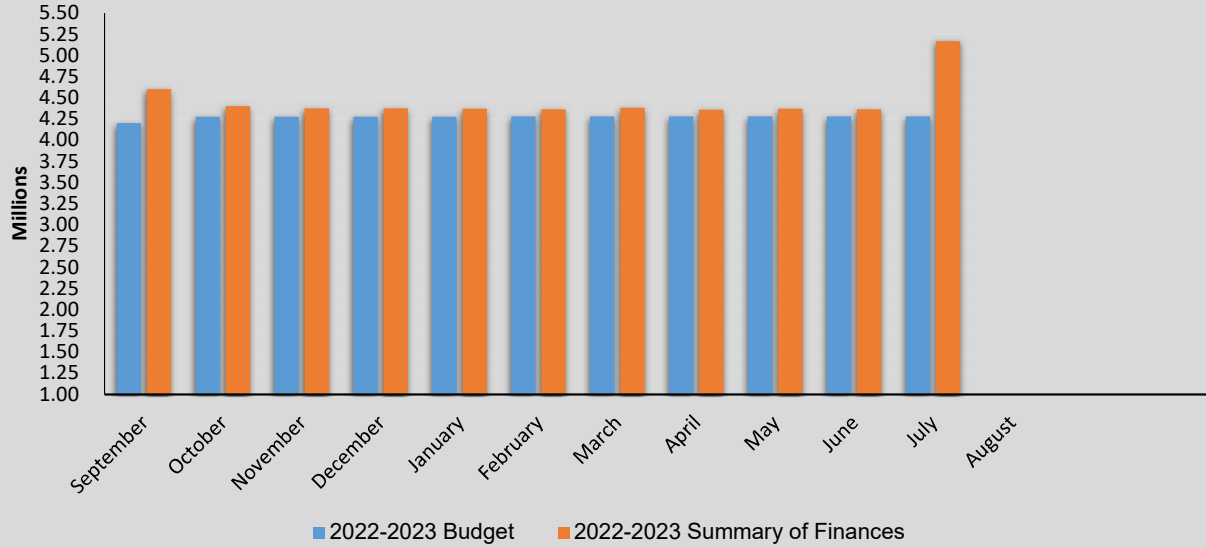


Sam Houston State University Charter School

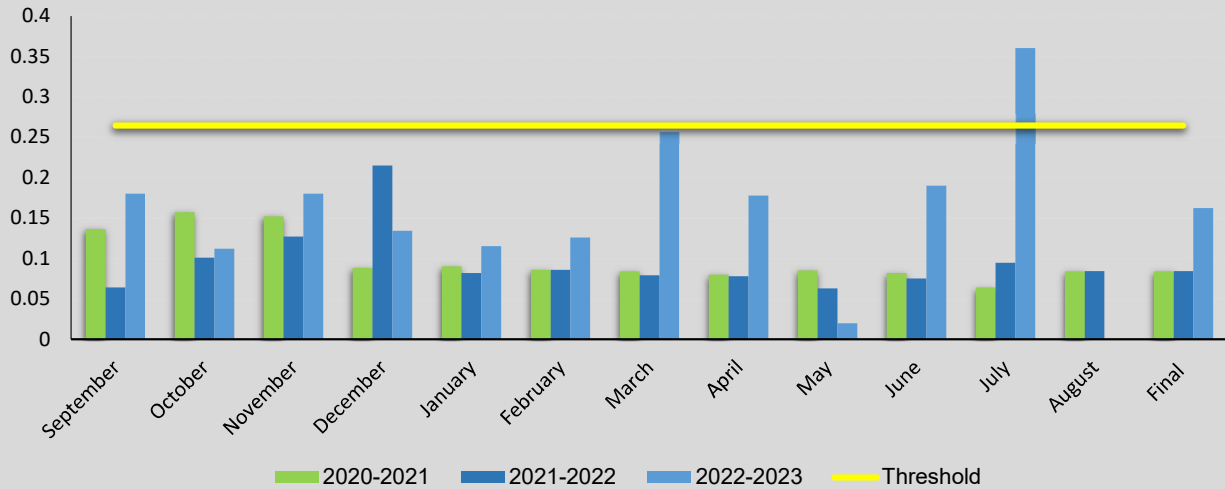


Sam Houston State University Charter School

Budgeted FSP Revenue vs. Current Summary of Finances

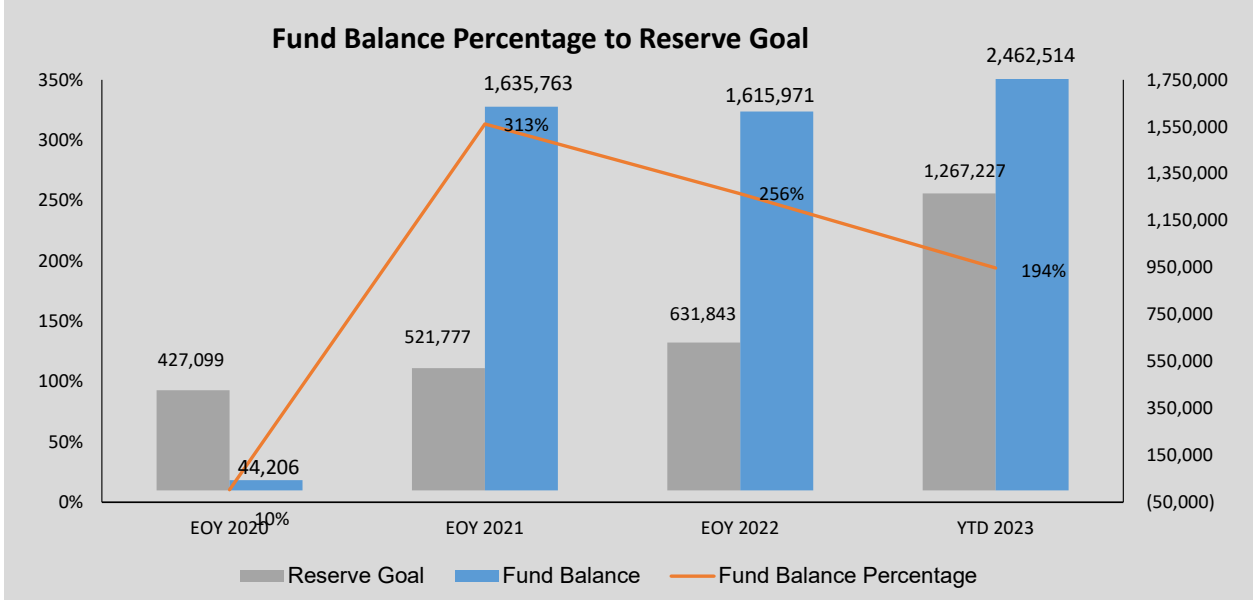


Administrative Cost Ratio (Ratio < 0.2645 is PASS)



Sam Houston State University Charter School





Fund Balance Percentage to Reserve Goal



**Sam Houston State University Charter School
2022-2023 Financial Trend Analysis**

Month	Sep	Oct	Nov	Dec	Jan	Feb	Mar	Apr	May	Jun	Jul	Aug
Percent of Year Complete	8%	17%	25%	33%	42%	50%	58%	67%	75%	83%	92%	100%
Statement of Activities												
Total FSP Revenue YTD	\$ 484,204.00	\$ 847,254.00	\$ 1,193,887.00	\$ 1,536,437.00	\$ 1,872,456.00	\$ 2,213,550.00	\$ 2,552,246.00	\$ 2,890,885.00	\$ 3,230,960.00	\$ 3,564,929.00	\$ 3,898,826.00	
Total ASF Revenue YTD	\$ 20,974.00	\$ 38,881.00	\$ 57,028.00	\$ 84,051.00	\$ 107,993.00	\$ 131,935.00	\$ 163,474.00	\$ 181,541.00	\$ 199,124.00	\$ 230,935.00	\$ 251,752.00	
Total FSP Settle-Up Funds YTD (From FY22)	\$ -	\$ -	\$ -	\$ -	\$ -	\$ -	\$ -	\$ -	\$ -	\$ -	\$ -	
Total Expenses YTD for FSP and ASF Funds	\$ 354,515.11	\$ 698,580.92	\$ 1,107,603.59	\$ 1,400,305.70	\$ 1,705,022.11	\$ 2,040,194.13	\$ 2,368,805.32	\$ 2,717,080.15	\$ 3,060,077.65	\$ 3,402,268.63	\$ 3,719,075.49	
Foundation School Program												
Total Monthly FSP Revenue	\$ 484,204.00	\$ 363,050.00	\$ 346,633.00	\$ 342,550.00	\$ 336,019.00	\$ 341,094.00	\$ 338,696.00	\$ 338,639.00	\$ 340,075.00	\$ 333,969.00	\$ 333,897.00	
Total Monthly FSP Expenses	\$ 348,904.19	\$ 344,065.81	\$ 409,022.67	\$ 292,702.11	\$ 304,716.41	\$ 335,172.02	\$ 328,611.19	\$ 348,274.83	\$ 342,997.50	\$ 342,190.98	\$ 316,806.86	
Cash Flow (Red if negative; Green if positive)	\$ 135,299.81	\$ 18,984.19	\$ (62,389.67)	\$ 49,847.89	\$ 31,302.59	\$ 5,921.98	\$ 10,084.81	\$ (9,635.83)	\$ (2,922.50)	\$ (8,221.98)	\$ 17,090.14	
Available School Fund												
Total Monthly ASF Revenue	\$ 20,974.00	\$ 17,907.00	\$ 18,147.00	\$ 27,023.00	\$ 23,942.00	\$ 23,942.00	\$ 31,539.00	\$ 18,067.00	\$ 17,583.00	\$ 31,811.00	\$ 20,817.00	
Total Monthly ASF Expense	\$ 5,610.92	\$ -	\$ -	\$ -	\$ -	\$ -	\$ -	\$ -	\$ -	\$ -	\$ -	
Cash Flow (Red if negative; Green if positive)	\$ 15,363.08	\$ 17,907.00	\$ 18,147.00	\$ 27,023.00	\$ 31,539.00	\$ 23,942.00	\$ 31,539.00	\$ 18,067.00	\$ 17,583.00	\$ 31,811.00	\$ 20,817.00	
Enrollment and Attendance												
Average Enrollment for the Month	465	469	464	462	461	462	456	452	447	N/A	459	
Percent Attendance (Budget for 93%)	94.56%	94.69%	93.36%	93.37%	94.38%	94.62%	94.18%	94.68%	93.81%	N/A	98.01%	
Enrollment - Budget to Actual	0	4	(1)	(3)	(4)	(3)	(9)	(13)	(18)	N/A	(6)	
Charter FIRST Indicator												
Indicator #3 - Administrative Cost Ratio (Red if FAIL; Green if PASS)	0.18	0.112	0.18	0.134	0.115	0.1259	0.2569	0.1776	0.0196	0.19	0.3602	

**Sam Houston State University Charter School
2022-2023 Budget to Actual Progression - Fund 420 (FSP and ASF)**

	3/7/2022 Approved Budget	8/17/2023 Amended Budget	3/7/2022 State Aid Budget	6/30/2023 Monthly SOF
Total State Program Revenues	\$ 4,463,805.00	\$ 4,275,675.00	\$ 3,773,628.00	\$ 4,365,527.00
Total Budgeted Expenditures	\$ 4,386,294.49	\$ 4,205,320.40	\$ 3,734,527.00	\$ 4,205,320.40
REVENUE OVER (UNDER) EXPENSES	\$ 77,510.51	\$ 70,354.60	\$ 39,101.00	\$ 160,206.60
Planned Carryforward (Fund Balance)	\$ 77,510.51	\$ 70,354.60	\$ 39,101.00	\$ 160,206.60
				
	Budget adopted in March with four sites	Budget Asking Accountant to move over budgeted expense	Budget estimate submitted to state for FSP funding	Budget estimate based on SOF provided

Sam Houston State University Charter School
2022-2023 Year-to-Date Budget to Actual Report - Foundation School Program and Available School Fund Revenue
July 31, 2023 - Fiscal Year is 92% Complete

	<u>Amended Budget</u>	<u>Received and Expended</u>	<u>Balance Remaining</u>	<u>Percent Complete</u>
Revenues				
5700 - Local Revenue	\$ -	\$ -	\$ -	
5800 - State Program Revenue (FSP and ASF)	\$ 4,275,675.00	\$ 4,150,578.00	\$ 125,097.00	97.07%
0000- Fund Balance	\$ -	\$ -	\$ -	
Total Revenues	<u>\$ 4,275,675.00</u>	<u>\$ 4,150,578.00</u>	<u>\$ 125,097.00</u>	<u>97.07%</u>
Expenditures				
11 - Instruction	\$ 2,866,940.00	\$ 2,574,230.88	\$ 292,709.12	89.79%
12 - Instructional Resources, Media Services	-	-	-	-
13 - Curriculum Dev. and Instructional Staff Dev.	30,000.00	19,233.75	10,766.25	64.11%
21 - Instructional Leadership	74,293.00	38,267.67	36,025.33	51.51%
23 - School Leadership	123,730.00	90,540.15	33,189.85	73.18%
31 - Guidance, Counseling, Evaluation Services	-	-	-	-
32 - Social Work Services	-	-	-	-
33 - Health Services	-	-	-	-
34 - Student Transportation	-	-	-	-
35 - Food Services	-	-	-	-
36 - Extracurricular Activities	-	-	-	-
41 - General Administration	357,990.00	417,671.80	(59,681.80)	116.67%
51 - Facilities Maintenance and Operations	746,067.00	585,709.21	160,357.79	78.51%
52 - Security and Monitoring Services	6,300.00	7,505.25	(1,205.25)	119.13%
53 - Data Processing Services	-	-	-	-
61 - Community Services	-	-	-	-
71 - Debt Services	-	-	-	-
81 - Fund Raising	-	-	-	-
Total Expenditures	<u>\$ 4,205,320.00</u>	<u>\$ 3,733,158.71</u>	<u>\$ 472,161.29</u>	<u>88.77%</u>
Planned Carryforward (Fund Balance)	<u>\$ 70,355.00</u>	<u>\$ 417,419.29</u>		

(Red if negative; Green if positive)

**Sam Houston State University Charter School
2022-2023 PIC Compliance - 92% of the Year is Completed**

Month	2019-2020 School Year	2020-2021 School Year	2021-2022 School Year	Three Year Average	2022-2023 School Year	New Three Year Average	Status & Notes
IDEA-B Maintenance of Effort							
Test 2 - State and Local - Previous Fiscal Year	\$ 156,821.71	\$ 153,287.00	\$ 204,018.74	\$ 514,127.45	\$ 231,610.72	\$ 588,916.46	
Test 2 - Total Expenses YTD - Fund 420, PIC 23	\$ 91,455.69	\$ 204,018.74	\$ 231,610.72	\$ 527,085.15	\$ 239,719.98	\$ 675,349.44	At Low Risk
Maintenance of Effort Percentage - Goal 100%	58.32%	133.10%	113.52%	102.52%	103.50%	114.68%	
Gifted & Talented							
21 - Gifted and Talented Allotment	\$ 450.00	\$ -	\$ 8,686.00	\$ 9,136.00	\$ 11,331.00	\$ 20,017.00	
Allotment % for the School Year	100%	0%	100%	100%	100%	100%	
Compliance Amount	\$ 450.00	\$ -	\$ 8,686.00	\$ 9,136.00	\$ 11,331.00	\$ 20,017.00	No Issues
YTD Total Expenses - Fund 420, PIC 21	\$ 1,190.95	\$ 3,150.00	\$ 10,773.27	\$ 15,114.22	\$ 16,112.38	\$ 30,035.65	
Percent Expended	100.00%	100.00%	124.03%	165.44%	142.20%	150.05%	
Special Education Allotment							
23 - Special Education Allotment	\$ 169,629.00	\$ 186,953.00	\$ 184,701.00	\$ 541,283.00	\$ 229,974.00	\$ 601,628.00	
Allotment % for the School Year	52%	55%	55%	55%	55%	55%	
Compliance Amount	\$ 88,207.08	\$ 102,824.15	\$ 101,585.55	\$ 297,705.65	\$ 126,485.70	\$ 330,895.40	No Issues
YTD Total Expenses - Fund 420, PIC 23	\$ 91,455.69	\$ 204,018.74	\$ 231,610.72	\$ 527,085.15	\$ 239,719.98	\$ 675,349.44	
Percent Expended	103.68%	198.42%	228.00%	177.05%	189.52%	204.10%	
State Compensatory Education Allotment							
24 - State Comp Ed Allotment	\$ 117,938.00	\$ 122,874.00	\$ 172,248.00	\$ 413,060.00	\$ 166,393.00	\$ 461,515.00	
Allotment % for the School Year	52%	55%	55%	55%	55%	55%	
Compliance Amount	\$ 61,327.76	\$ 67,580.70	\$ 94,736.40	\$ 223,644.86	\$ 61,944.89	\$ 224,261.99	No Issues
YTD Total Expenses - Fund 199/420, PIC 24, 30, 34	\$ 64,568.90	\$ 69,917.62	\$ 104,484.71	\$ 238,971.23	\$ 66,355.37	\$ 240,757.70	
Percent Expended	105.28%	103.46%	110.29%	106.85%	107.12%	107.36%	
Bilingual Education Allotment							
25 - Bilingual Ed Allotment	\$ 7,980.00	\$ 11,555.00	\$ 15,597.00	\$ 35,132.00	\$ 21,362.00	\$ 48,514.00	
Allotment % for the School Year	52%	55%	55%	55%	55%	55%	
Compliance Amount	\$ 4,149.60	\$ 6,355.25	\$ 8,578.35	\$ 19,083.20	\$ 11,749.10	\$ 26,682.70	At Risk
YTD Total Expenses - Fund 420, PIC 25	\$ 11,473.80	\$ 15,494.91	\$ 10,656.68	\$ 37,625.39	\$ 2,722.27	\$ 28,873.86	
Percent Expended	276.50%	243.81%	124.23%	197.16%	23.17%	108.21%	
School Safety Allotment							
26 - School Safety Allotment	\$ 10,991.93	\$ 5,027.00	\$ 3,962.00	\$ 19,980.93	\$ 5,368.00	\$ 14,357.00	
Allotment % for the School Year	100%	100%	100%	100%	100%	100%	
Compliance Amount	\$ 10,991.93	\$ 5,027.00	\$ 3,962.00	\$ 19,980.93	\$ 5,368.00	\$ 14,357.00	No Issues
YTD Total Expenses - Fund 420, PIC 26	\$ 10,991.93	\$ 6,998.40	\$ 3,996.71	\$ 21,987.04	\$ 11,754.35	\$ 22,749.46	
Percent Expended	100.00%	139.22%	100.88%	110.04%	218.97%	158.46%	
Early Education Allotment							
36 - Early Education Allotment	\$ 15,397.00	\$ 37,644.00	\$ 59,439.00	\$ 112,480.00	\$ 78,648.00	\$ 175,731.00	
Allotment % for the School Year	100%	100%	100%	100%	100%	100%	
Compliance Amount	\$ -	\$ 37,644.00	\$ 59,439.00	\$ 97,083.00	\$ 78,648.00	\$ 175,731.00	Should reach 3 year total
YTD Total Expenses - Fund 420, PIC 36	\$ -	\$ 49,420.35	\$ 72,844.95	\$ 122,265.30	\$ 65,858.85	\$ 188,124.15	
Percent Expended	0.00%	131.28%	122.55%	125.94%	83.74%	107.05%	
Dyslexia Allotment							
37 - Dyslexia Allotment (100%)	\$ 5,773.00	\$ 12,318.00	\$ 18,480.00	\$ 36,571.00	\$ 27,103.00	\$ 57,901.00	
Allotment % for the School Year	100%	100%	100%	100%	100%	100%	
Compliance Amount	\$ -	\$ 12,318.00	\$ 18,480.00	\$ 30,798.00	\$ 27,103.00	\$ 57,901.00	No Issues
YTD Total Expenses - Fund 420, PIC 37	\$ 29,000.00	\$ 45,309.82	\$ 85,753.83	\$ 160,063.65	\$ 54,849.89	\$ 185,913.54	
Percent Expended	100%	368%	464%	520%	202%	321%	
Projected Compliant							
Projected Non-Compliant							

*Does not have to meet a special population compliance requirement, but expected to maintain program.
**We have chosen to maintain the program with a \$5,000 budget.

**Sam Houston State University Charter School
Federal Program Fiscal Status**

Federal Risk Rating for Noncompliance - LOW

Fund and Grant	Object Code	2021-2022 Remaining NOGA Award Amount	2022-2023 NOGA Award Amount	Current Year Budget Includes Years 2022 & 2023	FY23 YTD Expenses	Total Percent Expended	Sub Balance Remaining	Commitments	Balance Remaining	FY23 Indirect Cost Rate	Grant Award Period	Notes
Fund 429: Safety and Security Grant FY23 252510	6100 - Payroll	\$ -	\$ -	-	\$ -	0.00%	\$ -	\$ -	\$ -	0.000%	12/07/22 - 06/30/2024	Commitments: \$0
	6200 - Contact Services	\$ -	\$ -	-	\$ -	0.00%	\$ -	\$ -	\$ -			
	6300 - Supplies	\$ -	\$ 1,905.00	1,905.00	\$ 1,900.00	99.74%	\$ 5.00	\$ -	\$ 5.00			
	6400 - Other Expenses	\$ -	\$ -	-	\$ -	0.00%	\$ -	\$ -	\$ -			
	Indirect Costs	\$ -	\$ -	-	\$ -	0.00%	\$ -	\$ -	\$ -			
TOTAL	\$ -	\$ 1,905.00	\$ 1,905.00	\$ 1,900.00	0.00%	\$ 5.00	\$ -	\$ 5.00				
Fund 429: School Security Standards FY23 252590	6100 - Payroll	\$ -	\$ -	-	\$ -	0.00%	\$ -	\$ -	\$ -	0.000%	01/31/23 - 04/30/2025	Commitments: \$0
	6200 - Contact Services	\$ -	\$ -	-	\$ -	0.00%	\$ -	\$ -	\$ -			
	6300 - Supplies	\$ -	\$ 200,000.00	200,000.00	\$ -	0.00%	\$ 200,000.00	\$ -	\$ 200,000.00			
	6400 - Other Expenses	\$ -	\$ -	-	\$ -	0.00%	\$ -	\$ -	\$ -			
	Indirect Costs	\$ -	\$ -	-	\$ -	0.00%	\$ -	\$ -	\$ -			
TOTAL	\$ -	\$ 200,000.00	\$ 200,000.00	\$ -	0.00%	\$ 200,000.00	\$ -	\$ 200,000.00				
Fund 224: 2022-2023 IDEA-B Formula FY23 252400	6100 - Payroll	\$ -	\$ -	-	\$ -	0.00%	\$ -	\$ -	\$ -	3.596%	08/22/22- 09/30/23	Commitments: \$0
	6200 - Contact Services	\$ -	\$ 51,772.00	51,772.00	\$ 52,293.00	0.00%	\$ (521.00)	\$ -	\$ (521.00)			
	6300 - Supplies	\$ -	\$ -	-	\$ -	0.00%	\$ -	\$ -	\$ -			
	6400 - Other Expenses	\$ -	\$ -	-	\$ -	0.00%	\$ -	\$ -	\$ -			
	Indirect Costs	\$ -	\$ 2,095.00	2,095.00	\$ 1,426.11	0.00%	\$ 668.89	\$ -	\$ 668.89			
TOTAL	\$ -	\$ 53,867.00	\$ 53,867.00	\$ 53,719.11	99.73%	\$ 147.89	\$ -	\$ 147.89				
Fund 255: 2022-2023 Title II, Part A FY23 252410	6100 - Payroll	\$ -	\$ -	-	\$ -	0.00%	\$ -	\$ -	\$ -	3.596%	09/01/22 - 09/30/23	Commitments: \$0
	6200 - Contact Services	\$ -	\$ 9,535.00	9,535.00	\$ 6,818.40	0.00%	\$ 2,716.60	\$ -	\$ 2,716.60			
	6300 - Supplies	\$ -	\$ -	-	\$ -	0.00%	\$ -	\$ -	\$ -			
	6400 - Other Expenses	\$ -	\$ -	-	\$ -	0.00%	\$ -	\$ -	\$ -			
	Indirect Costs	\$ -	\$ 370.91	370.91	265.29	0.00%	\$ 105.62	\$ -	\$ 105.62			
TOTAL	\$ -	\$ 9,905.91	\$ 9,905.91	\$ 7,083.69	71.51%	\$ 2,822.22	\$ -	\$ 2,822.22				
Fund 224: 2022-2023 IDEA-B Preschool FY23 252420	6100 - Payroll	\$ -	\$ -	-	\$ -	0.00%	\$ -	\$ -	\$ -	3.596%	09/01/22 - 09/30/23	Commitments: \$0
	6200 - Contact Services	\$ -	\$ 521.71	521.71	\$ -	0.00%	\$ 521.71	\$ -	\$ 521.71			
	6300 - Supplies	\$ -	\$ -	-	\$ -	0.00%	\$ -	\$ -	\$ -			
	6400 - Other Expenses	\$ -	\$ -	-	\$ -	0.00%	\$ -	\$ -	\$ -			
	Indirect Costs	\$ -	\$ 20.29	20.29	\$ -	0.00%	\$ 20.29	\$ -	\$ 20.29			
TOTAL	\$ -	\$ 542.00	\$ 542.00	\$ -	0.00%	\$ 542.00	\$ -	\$ 542.00				
ulti Year Fund and Grant	Object Code	Budgeted Amounts	Expended Prior to FY23	Remaining Budget for FY23	FY23 Expenses	Total Percent Expended	Sub Balance Remaining	Commitments	Balance Remaining	FY23 Indirect Cost Rate	Grant Award Period	Notes
Fund 224: 2022-2023 ESSER Supplemental FY23 252110	6100 - Payroll	\$ 206,114.00	\$ 71,753.43	134,360.57	\$ 116,550.44	91.36%	\$ 17,810.13	\$ -	\$ 17,810.13	3.596%	09/01/22 - 09/30/23	Grant to be reduced
	6200 - Contact Services	\$ -	\$ -	-	\$ -	0.00%	\$ -	\$ -	\$ -			
	6300 - Supplies	\$ 94,054.00	\$ 33,029.00	61,025.00	\$ 31,690.00	68.81%	\$ 29,335.00	\$ 21,937.20	\$ 7,397.80			
	6400 - Other Expenses	\$ -	\$ -	-	\$ -	0.00%	\$ -	\$ -	\$ -			
	Indirect Costs	\$ 28,382.00	\$ 13,248.66	15,133.34	\$ 18,693.18	112.54%	\$ (3,559.84)	\$ 2,768.05	\$ (6,327.89)			
TOTAL	\$ 328,550.00	\$ 118,031.09	\$ 210,518.91	\$ 166,933.62	79.30%	\$ 43,585.29	\$ 24,705.25	\$ 18,880.04				